

SET-MB9D


Lighting Control Module

set square
energy saving controls

Side



Front



Key Features

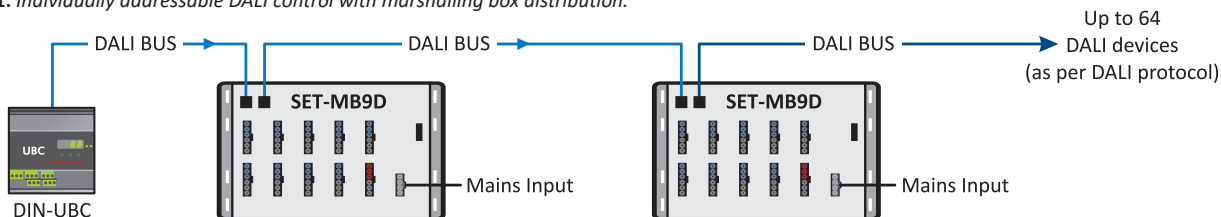
- » Hardwired distribution box.
- » 8 x Wieland socket outlets.
- » Dimming signal loop IN and OUT.
- » Dimming sensor input for connection of a mains powered sensor.
- » LED status feedback on power and sensor condition.
- » Mode Lighting products are guaranteed for two years.

The SET-MB9D is a nine way Marshalling Box which distributes mains power, emergency feed and a dimming signal for up to nine light fittings. The box is designed to be used in conjunction with the SET-SEN-DIM range of mains powered presence and light level sensors. The built in sensor port neatly powers the remote sensor and also receives the dimming signal back to distribute it around the light fittings. The SET-MB9D can also distribute DALI signals from other Mode Lighting systems such as eDIN, utilising the RJ12 sockets, loop in and out.

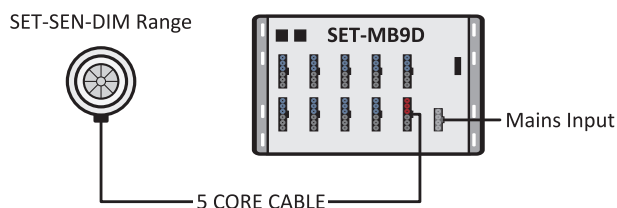


System Architecture

Option 1: Individually addressable DALI control with marshalling box distribution.



Option 2: Stand-alone DALI dimming sensor with marshalling box distribution.



Technical Data

Inputs	
Mains Supply	» 230v AC 50/60hz single phase
Mains Input Connector	» 1 x Four pole 'Wieland' GST18i4 (supplied) » Live, Neutral, Earth, Emergency Live
Dimming Signal Input	» Loop IN and OUT, 2 x RJ12 sockets
Sensor Port	» GST connector supplied for connection of mains powered dimming sensor (supplied)
Outputs	
Lighting Output Connectors	» 9 x Six pole Industry standard 'Wieland' GST18i6 » (Live, Neutral, Earth, Switched Live and DALI pair)
Mechanical	
Dimensions	» L=432mm x W=235mm x D=54mm
Material	» Off White Flame Retardant ABS
Weight	» 1.3 Kg
Operating Temperature	» 0-45°C
Product Codes	
SET-MB9D	» 9 way marshalling box

Works With

Product Codes	Description
SET-SEN-DIM	» Dimming sensor
SET-IRL4	» Switching sensor
SET-SOLOXS	» Switching sensor

