

Occupancy Sensors **Networked : Switching**

infrapod



set square
energy saving controls

Energy Saving and Commercial Lighting Controls

InfraPOD: CONTROLLERS

The InfraPOD is a passive infrared occupancy detection system which is ideal for open plan offices, stairs, corridors and washroom areas. Up to ten low cost unobtrusive detector heads (SET-PDOCH) can be driven by one controller. Low profile detector heads give a 7 metre detector range (2.75 metre ceiling height) with an optional wall mounted 12 metre detector.

SET-PODCU1

A single relay output is controlled by a single presence detection input which can host up to ten presence detectors. If any of the sensors picks up movement the relay will switch ON.

If a light level sensor is utilised then the lights will not switch ON if there is sufficient natural daylight in the room. The light level switch ON and OFF levels can be manually set at the controller.

- ▶ Hard wired switching controller.
- ▶ 1 x relay output channel.
- ▶ Switches up to 9 x LED drivers.
- ▶ Adjustable time delay 4, 8, 16 or 32 minutes.
- ▶ Controllable by up to ten presence detectors and one light level sensor.
- ▶ Light level threshold adjustment.



SET-PODCU2

Both relay outputs are controlled by a single presence detection input which can host up to ten presence detectors. If any of the sensors picks up movement then both relays will switch ON.

If a light level sensor is utilised then the lights will not switch ON if there is sufficient natural daylight in the room. Both light level switch ON and OFF levels can be manually set at the controller.

- ▶ Hard wired switching controller.
- ▶ 2 x relay output channel.
- ▶ Switches up to 18 x LED drivers.
- ▶ Adjustable time delay 4, 8, 16 or 32 minutes.
- ▶ Controllable by up to ten presence detectors and one light level sensor.
- ▶ Light level threshold adjustment.



SET-PODCU3 (equivalent to 2 x SET-PODCU1 controllers)

Two relay outputs are individually controlled by two respective presence detection inputs which can each host up to five presence detectors. If any of the sensors picks up movement they will switch on their respective output relay.

If a light level sensor is common to both relays then the lights will not switch ON if there is sufficient natural daylight in the room.

The light level switch ON and OFF levels can be manually set at the controller.

- ▶ Hard wired switching controller.
- ▶ 2 x relay output channel.
- ▶ Switches up to 18 x LED drivers.
- ▶ Adjustable time delay 4, 8, 16 or 32 minutes.
- ▶ Controllable by up to ten presence detectors and two light level sensors.
- ▶ Light level threshold adjustment.



InfraPOD: SENSORS

SET-PDOCH

A discrete low profile ceiling mounted PIR sensor.

- ▶ Occupancy sensor.
- ▶ Low Voltage SELV.
- ▶ Linkable - connect multiple sensors together for greater coverage.
- ▶ Super sensitive - dual pyro element detection.
- ▶ Easy mounting in plasterboard ceilings or fibre ceiling tiles.
- ▶ Multi-facet fresnel lens.
- ▶ 1.5m lead attached.



SET-ALD5

A discrete low profile ceiling mounted light level sensor.

- ▶ Light level sensor.
- ▶ Low Voltage SELV.
- ▶ Dynamic analogue light level sensing.
- ▶ Easy mounting in plasterboard ceilings or fibre ceiling tiles.
- ▶ Multi-facet fresnel lens.
- ▶ 1.5m lead attached.



SET-DOL

A discrete low profile ceiling mounted multi-sensor (occupancy and light sensor).

- ▶ Occupancy sensor.
- ▶ Light level sensor.
- ▶ Low Voltage SELV.
- ▶ Dynamic analogue light level sensing.
- ▶ Easy mounting in plasterboard ceilings or fibre ceiling tiles.
- ▶ Multi-facet fresnel lens.
- ▶ Surface mounting kit available (SET-PSB).
- ▶ Super sensitive - dual pyro element.



SET-PSB

The SET-PSB is a single gang back box which allows the InfraPOD sensors to be surface mounted.

- ▶ Surface mount adaptor for SET-PDOCH, SET-DOL and SET-ALD5.
- ▶ Standard single gang surface mount.



SET-MLMW

A presence detector with occupancy and light level detection.

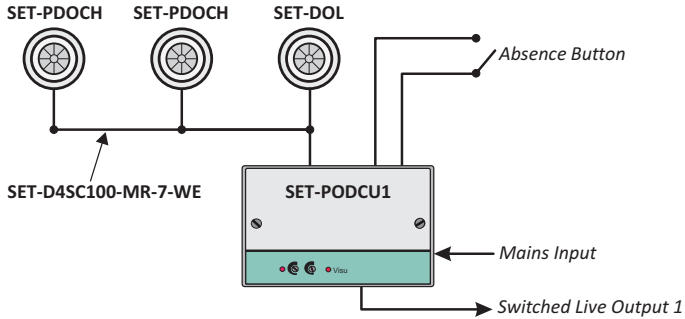
- ▶ PIR presence detector.
- ▶ 12V linkable system sensor.
- ▶ 12 metre range.
- ▶ Wall or ceiling mount variants.
- ▶ Linkable - connect multiple sensors together for greater coverage.
- ▶ Built-in light level sensor.



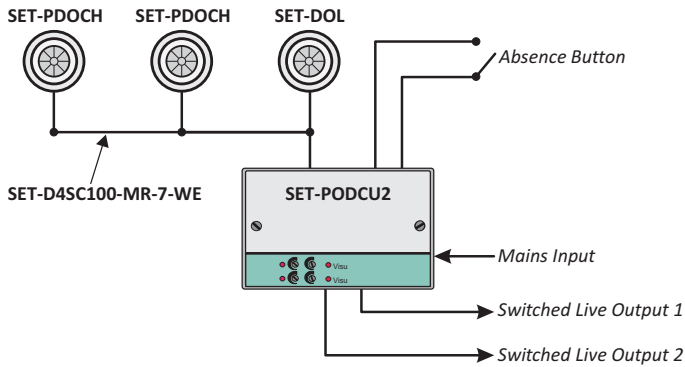
Energy Saving and Commercial Lighting Controls

Example System Designs

SET-PODCU1

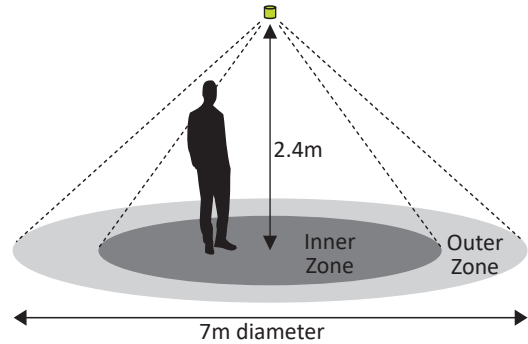


SET-PODCU2

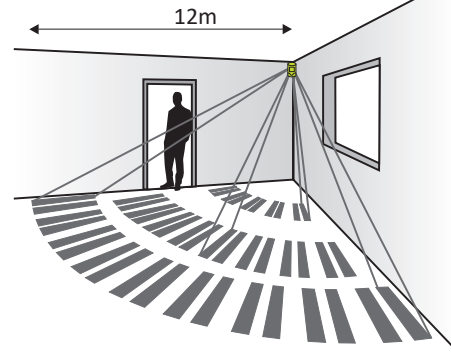


Sensor Detection Patterns

CEILING MOUNT DETECTION



WALL MOUNT DETECTION



For full technical information and product literature contact sales@modelighting.com or call us on +44 (0) 1920 462121

Setsquare's range of energy saving and commercial lighting control products and services includes:

LITE **minder**




Stand-alone
Switching

Sensor**Lite**



Stand-alone
Dimming

infrapod



Networked
Switching

daylux
DLCS



Networked
Dimming

MODE
LIGHTING

Mode Lighting Limited, The Maltings, 63 High Street,
Ware, Hertfordshire, SG12 9AD, United Kingdom

T +44 (0) 1920 462121 F +44 (0) 1920 866881

E sales@modelighting.com www.modelighting.com

set square
energy saving controls