

Occupancy Sensors **Stand-alone : Switching**

LITEminder



set square
energy saving controls

Energy Saving and Commercial Lighting Controls

LITEMINDER: mains powered, stand-alone occupancy sensors

The LITEminder products represent the most comprehensive and versatile range of stand-alone lighting control modules available.

SET-IRL3

The SET-IRL3 is a stand-alone surface ceiling mounted PIR sensor which detects the movement of infrared radiation from a person. The sensor is mains powered and provides mains power out, directly to light fittings when movement is detected. When no movement is detected over the adjustable time delay, the lights will switch off.

- ▶ Occupancy sensor.
- ▶ Flush mounting.
- ▶ Stand-alone operation.
- ▶ Super sensitive - dual pyro element detection.
- ▶ Single gang box mounting into plasterboard or fibre ceiling tiles.
- ▶ Multi-facet fresnel lens.
- ▶ Compact and discreet form factor.



SET-IRL4

The SET-IRL4 is a stand-alone recessed ceiling mounted PIR sensor which detects the movement of infrared radiation from a human body. The sensor is mains powered and provides mains power out, directly to light fittings when movement is detected. When no movement is detected over the adjustable time delay, the light will switch off.

- ▶ Presence detector.
- ▶ Stand-alone operation.
- ▶ Adjustable time delay.
- ▶ Super sensitive - dual pyro element detection.
- ▶ Easy mounting in plasterboard ceilings or fibre ceiling tiles.
- ▶ Multi-facet fresnel lens.
- ▶ Compact and discreet form factor.



SET-SOLO1

The SET-SOLO1 is a stand-alone surface ceiling mounted PIR sensor combined with a light level sensor which detects the movement of infrared radiation from a human body and the ambient light level.

- ▶ Occupancy and light level sensor.
- ▶ Surface mounting.
- ▶ 230V switching.
- ▶ Stand-alone operation.
- ▶ Super sensitive - dual pyro element detection.
- ▶ Single gang box mounting into plasterboard or fibre ceiling tiles.
- ▶ Multi-facet fresnel lens.
- ▶ Compact and discreet form factor.



SET-SOLOXS

The SET-SOLO-XS is a stand-alone recessed ceiling mounted PIR sensor combining a light level sensor which detects the movement of infrared radiation from a human body and the ambient light level.

- ▶ Occupancy and light level sensor.
- ▶ Recessed mount.
- ▶ Stand-alone operation.
- ▶ Adjustable time delay.
- ▶ Super sensitive - dual pyro element detection.
- ▶ Easy mounting in plasterboard ceilings or fibre ceiling tiles.
- ▶ Multi-facet fresnel lens.
- ▶ Compact and discreet form factor.



LITEMINDER: mains powered, stand-alone occupancy sensors

SET-R240W

The SET-R240W is a presence detector designed for corridors or larger areas and operates by sensing movement of infrared radiation from a human body.

- ▶ PIR occupancy sensor.
- ▶ Wall or ceiling mount variants.
- ▶ Volt free or 230V switching.
- ▶ 12 metre range.
- ▶ Feed through relay - volt free or mains.
- ▶ Linkable - connect multiple sensors together for greater coverage.
- ▶ Built-in light level sensor.



SET-SCM20

The SET-SMC-20 is a microwave sensor which utilises Doppler radar to sense movement.

- ▶ Microwave sensor.
- ▶ Volt free or 230V switching.
- ▶ 20 metre range.
- ▶ Wall or ceiling mount variants.
- ▶ Linkable - connect multiple sensors together for greater coverage.
- ▶ Super sensitive - adjustable range.
- ▶ Built-in light level sensor.
- ▶ Infrared remote control set up (SET-IRT5).



SET-SCM20-IP

The SET-SMC-20-IP is a microwave sensor which utilises Doppler radar to sense movement.

- ▶ Microwave sensor - IP Rated.
- ▶ 20 metre range.
- ▶ Vandal resistant.
- ▶ Linkable - connect multiple sensors together for greater coverage.
- ▶ Super sensitive - adjustable range.
- ▶ Built-in light level sensor.
- ▶ Infrared remote control set up (SET-IRT5).



SET-IRT5

The SET-IRT5 is hand held remote control unit for control of the SET-SCM20 and SET-SCM20-IP. Providing remote setup and control of these units by both sending and receiving data.

- ▶ Battery powered.
- ▶ Manual testing / override.
- ▶ Light level setting.
- ▶ Time delay setting.



Energy Saving and Commercial Lighting Controls

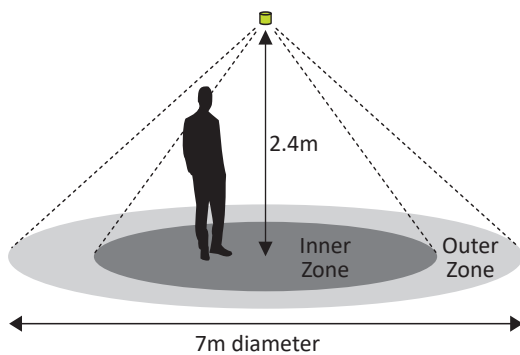
PRESENCE & ABSENCE DETECTION EXPLAINED:

Presence Mode: A fully automatic detection operation that switches the lights on as movement is detected and then switches off after movement has ceased and a time out period expires.

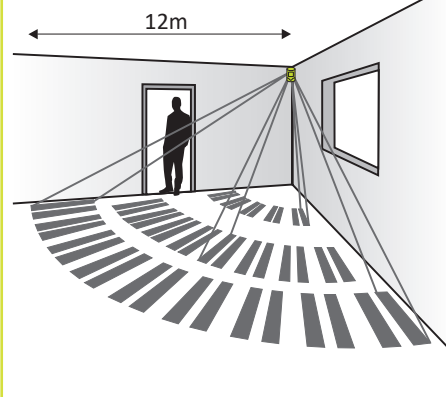
Absence Mode: A semi automatic detection operation that requires the lights to be energised in the first instance by a standard push to make non-latching type switch and then switches off after movement ceases and a time out period expires.

TYPES OF DETECTION COVERAGE

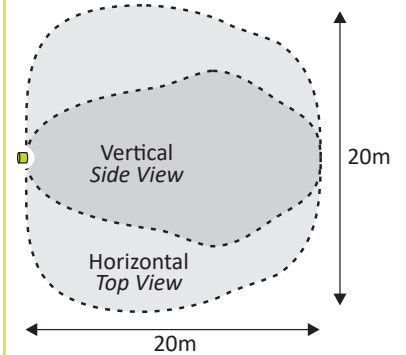
CEILING MOUNT DETECTION



WALL MOUNT DETECTION



MICROWAVE DETECTION



For full technical information and product literature contact sales@modelighting.com or call us on +44 (0) 1920 462121

Setsquare's range of energy saving and commercial lighting control products and services includes:

LITE **minder**




Stand-alone Switching

Sensor**Lite**



Stand-alone Dimming

infra**pod**



Networked Switching

day**lux**
DLCS



Networked Dimming

MODE
LIGHTING

Mode Lighting Limited, The Maltings, 63 High Street,
Ware, Hertfordshire, SG12 9AD, United Kingdom

T +44 (0) 1920 462121 F +44 (0) 1920 866881

E sales@modelighting.com www.modelighting.com

set square
energy saving controls