

mega-150

Part Number: LD-24V-150-XT-230-RD

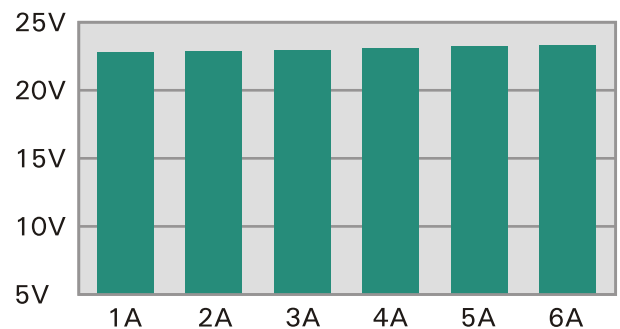
The mega-150 is part of the LEDdrive range from Mode Lighting. It is a mains dimmable constant voltage power supply unit designed to drive 24V constant voltage LEDs.

All LEDdrive power supplies are dimmable by both leading and trailing edge dimmers (subject to a minimum load). This model provides a constant voltage of 24V with a parallel output current from 0.625Amps to 6.25Amps.

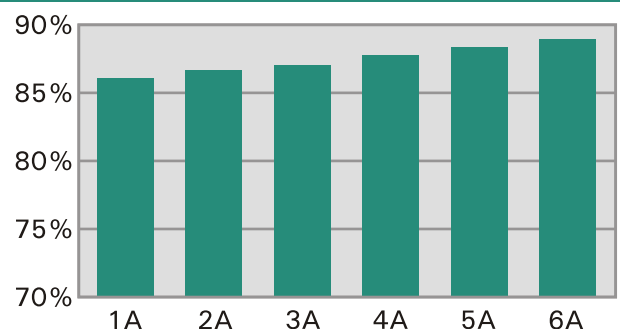


- ▶ 24V constant voltage output.
- ▶ Mains dimmable.
- ▶ High power factor.
- ▶ Short circuit and open circuit protection.
- ▶ High efficiency which ensures a cool operating temperature.
- ▶ Flame retardant metal enclosure.
- ▶ Compact size suitable for Ø 75mm cut-out.
- ▶ Five year guarantee.
- ▶ CE Compliant to EC EMC and Low Voltage Directives.
- ▶ Low audible noise throughout the dimming range.
- ▶ High Tolerance Internal Load Regulation ensures smooth and stable dimming of loads with matched dimming curve from 15-150w loading.

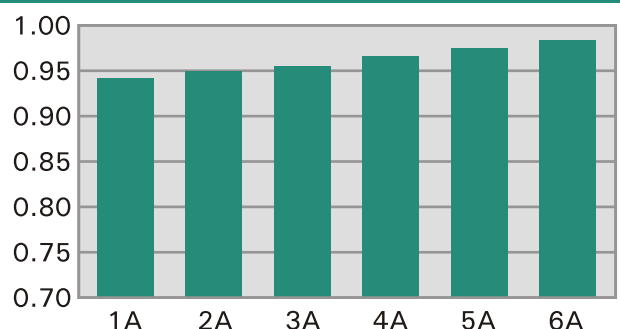
Voltage



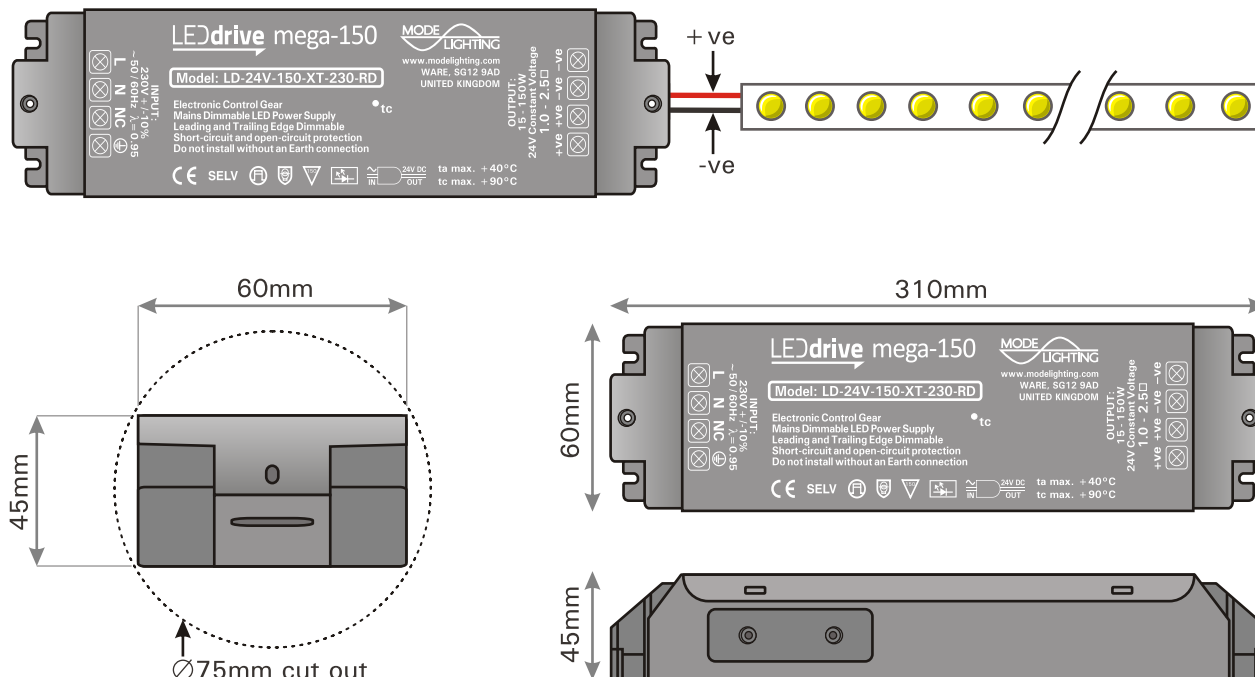
Efficiency



Power Factor



Wiring Diagram



This product should be mounted in a well ventilated position and should not be covered by insulating materials. Installation should be in accordance with the relevant national wiring regulations and other applicable regulations. Compliance with the EC EMC and LDV directives may be invalidated if not used or installed according to the published specification.

Technical Specification: LD-24V-150-XT-230-RD

Mains Input Voltage	230 Volt + / - 10 %, 50/60Hz
Mains Input Current	0.625 Amp Maximum
Input Connections	Live, Neutral and Earth Terminals
Power Factor at Full Load	0.98 Typical
Efficiency at Full Load	80% Typical
Input-Output Isolation	SELV
Ambient Temperature (Ta)	40°C Maximum
Case Temperature (Tc)	90°C Maximum
Humidity	95% Maximum Non-Condensing
Minimum Output Load	15W
Maximum Output Load	150W
Output Voltage	24V
Enclosure	Black Metal Body with Insulated Cable Restraint End Caps
Dimensions	60mm (width) x 45mm (height) x 310mm (length)
Minimum Cut Out	Ø 75mm
Fixings	Fixing centre 300mm, Ø 4mm
Output Connections	2x (+) 2x (-) Screw Terminals for 1.0 to 2.5mm ²
Weight	860g
Standards	EN55015 EMC Emission, EN61547 EMC Immunity and EN61347-2-13 Electrical Safety.

Mode Lighting Limited reserve the right without notice to amend the technical information and specifications.