



SET-PODCU1 Lighting Control Module

set square
energy saving controls



Key Features

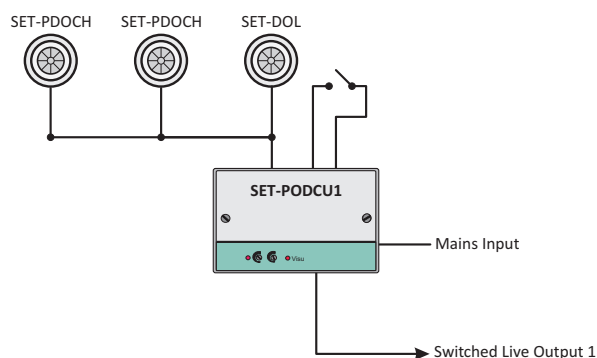
- » Hard wired switching controller.
- » 1 x relay output channel.
- » Switches up to 9 x LED drivers.
- » Adjustable Time Delay 4, 8, 16 or 32 minutes.
- » Controllable by up to ten presence detectors and one light level sensor.
- » Light level threshold adjustment.
- » Mode Lighting products are guaranteed for two years.

The SET-PODCU1 is a single channel hard wired controller for automatic switching of lighting. Up to ten low voltage presence detectors (SET-PDOCH) can be linked together and wired back to the SET-PODCU1 controller. A light level sensor (SET-ALD5) can also be added to the system to avoid switching lights ON when there is sufficient natural light available. The threshold for this light level is set by potentiometer on the front of the SET-PODCU1 controller. A combined presence and light level sensor is also available (SET-DOL).

infra**pod**



System Architecture



Technical Data

Inputs	
Mains Supply	» 230v AC 50/60hz single phase
Mains Input Connector	» Hard wired terminal » Live, Neutral, Earth
Trigger Inputs	» Maximum ten occupancy sensors - SET-PDOCH
Sensor Inputs	» Maximum one light level sensor - SET-ALD5 (or 1 x SET-DOL combined)
Outputs	
Hard Wired Outputs	» 1 x relay outputs controlling upto 9 drivers
Hard Wired Link	» To link other PODCU controllers together
Mechanical	
Dimensions	» L=180mm x W=80mm x D=78mm
Material	» White Polycarbonate
Weight	» 700g
Operating Temperature	» 0-40°C
Product Codes	
SET-PODCU1	» Hard Wired Lighting Control Module

Works With

Product Codes	Description
SET-PDOCH	» Occupancy Sensor
SET-DOL	» Occupancy and Light Level Sensor
SET-ALD5	» Light Level Sensor
SET-MLMW	» Occupancy and Light Level Sensor
SET-SCM20	» Microwave Sensor
SET-PODCU2	» Hard Wired Switching Controller

