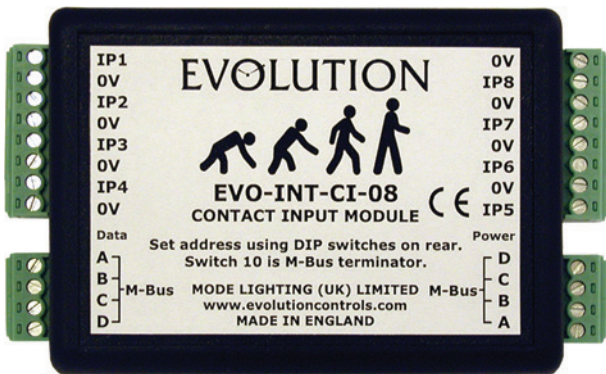


# Contact Input Module



The Evolution Contact Input Module allows connection of up to eight independent volt free contact closure inputs to trigger events on an eDIN+ or Evolution system.

Inputs can be from retractive switches, push buttons, rocker switches, PIR sensors or relay outputs from security systems etc.

The inputs may be used to trigger any operation in the same way as a button on a keypad.

Triggering may be on any state: closed, opened, held-closed or released-after-being-held.

## Key Features

- » Eight contact inputs.
- » Pluggable 2.5mm screw terminal connections.
- » Trigger on either contact closed/opened/held-closed/released-after-being-held states.
- » Up to 511 modules per M-BUS network (over 4000 inputs).
- » Configurable timing and de-bounce parameters for each input.
- » Configurable inversion for each input (in software).
- » Use with Impulse, Toggle or Multi-Press operations.
- » Contact state-change indicator LED.
- » M-BUS power/data indicator LED.
- » M-BUS terminator via simple DIP switch.
- » No additional power supply required.
- » Supplied with 2.5mm terminal screwdriver.
- » Complies with EC EMC and Low Voltage Directives (CE).
- » 2 year warranty.

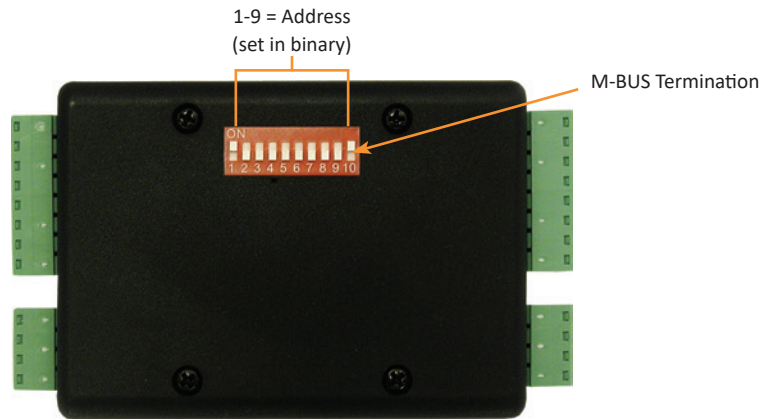
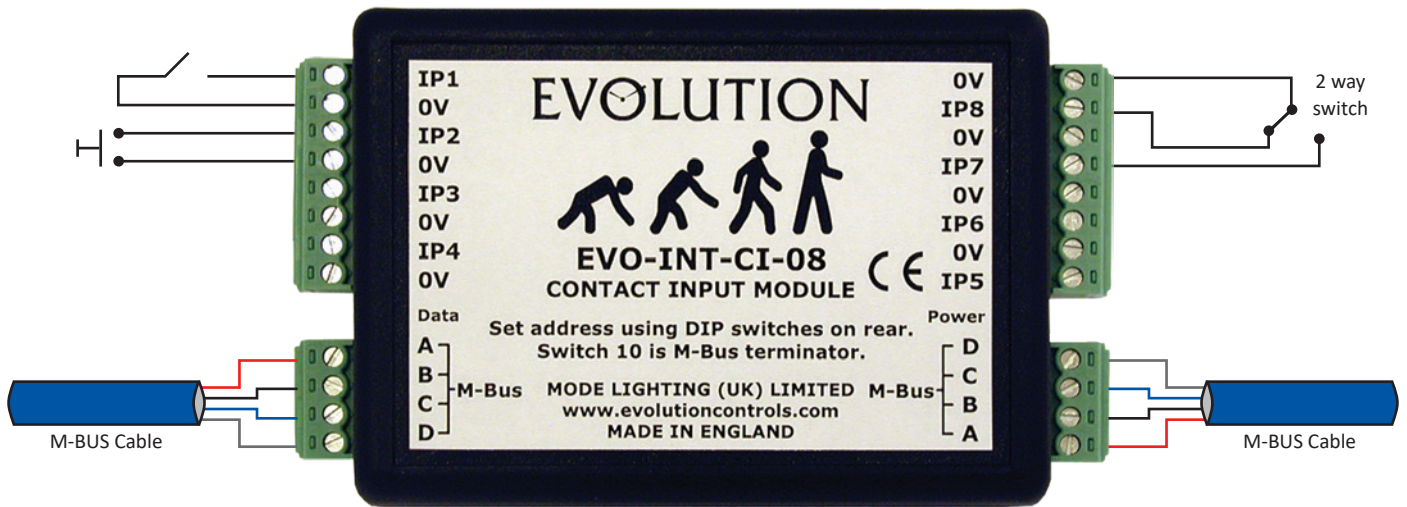
**EVOLUTION**  
IT WAS ONLY A MATTER OF TIME

**eDIN+**



## System Architecture

### Switch Wiring Example



## Technical Data

Power	
Power Supply	» +24V, 20mA (from M-BUS)
Connections & Cable Specifications	
Protocol	» Mode M-BUS
Contact Input	» 8 x volt free contact inputs or 0-24V DC
Switching Level	» 5V-24V (invert state using the configuration software for non volt free operation)
Mechanical	
Dimensions	» 92mm High x 67mm Wide x 26mm Deep (excluding connectors) » 110mm High x 67mm Wide x 26mm Deep (including connectors)
Weight	» 95g

Installation should be in accordance with the relevant National Wiring Regulations and other applicable Regulations. Compliance to EC EMC and Low Voltage Directives may be invalidated if not used or installed according to the published specification.

EVO-INT-CI-08 should be located in well ventilated areas and should not be covered or enclosed by insulating materials.

Mode reserve the right to amend the product specification or design at any time and without notice.



Mode Lighting Limited. The Maltings, 63 High Street, Ware, Hertfordshire, SG12 9AD. United Kingdom.  
Tel: +44 (0) 1920 462121 | Fax: +44 (0) 1920 466881 | Email: sales@modellighting.com | www.modellighting.com